

SIOUX TOOLS PRODUCT BROCHURE | ABRASIVE

# METAL WORKING SERIES



# METAL WORKING SERIES

The right choice for grinding, cutting, weld dressing, blending & finishing, deburring, surface prep, finishing and cleaning.

Sioux Signature Series Tools introduce a unique approach to performance power tools. Starting with precision machined components and powerful, efficient motors, Sioux Tools combines modular designs with comfortable compact tool bodies and proven reliability to deliver a wide range of easy-to-handle and easy to service pneumatic tools. The legendary Sioux heritage delivers unmatched performance and maximum productivity.

## Performance

- Powerful motors deliver consistent power and working speeds (from 8-25,000 rpm) for heavy loads
- Heavy-duty, precision-ground, dual-tapered collets provide secure clamp loads and deliver superior run out characteristics
- Responsive Teasing Throttles provide excellent control
- Precision Machined Heat Treated Spiral Bevel Gears for smooth operation and maximum life

## Ergonomics

- Comfortable, compact tool bodies measure only 1.67" (43 mm) in diameter
- Contoured safety levers and ergonomic composite handles with textured grip
- Low noise and vibration levels for comfort in extended use operations

## Serviceability

- Drop in motors with no alignment required on 1 hp models
- No press fits & no shims = quick easy maintenance
- High part interchangeability = lower service part inventories



# Signature Series Abrasive Tool Features




Adjustable Wheel Guard Can Be Adjusted Quickly Without Removing The Grinding Wheel



Indexable Angle Head Allows User To Choose From (4) Throttle Positions

Double Ball Bearings for Smooth Operation

Heavy Duty Spiral Bevel Gears for Smooth Operation and Long Life



- 1 Available with Front or Rear Exhaust – Can be easily converted from front to rear exhaust with optional kit (Part Number: SDG-EXH)
- 2 Ball Bearing Construction
- 3 Positive Rotor Spacing • Rotor spacing remains secure and does not rely on a press fit • Maintenance and service is quick and easy
- 4 Precision Machined Powdered Metal Cylinder
- 5 Precision Machined Steel End Plates

- 6 Aluminum Housing with glass filled nylon cover
- 7 Ergonomic Teasing Throttle
- 8 Compact Tool Bodies with Over Molded Comfort Grip provide a secure grip
- 9 Built-in Speed Control
- 10 Lever Lock

**STRAIGHT DIE GRINDERS**



**SDG03S25**



**SDG05S23**



**SDG7S25F**



**SDG10S25F**



**Features:**

- Powerful 5 vane motors deliver high working speeds
- Heavy duty double tapered collet
- Ergonomic comfort grip
- Teasing throttle for maximum control
- Lever throttle with lock-off
- Ball bearing construction
- Adjustable speed control

**Straight Die Grinders**




Model Number	Free Speed	Weight		Length		Air Consumption		Collet Size	Exhaust
	rpm	lb	kg	in	mm	scfm	l/s		
<b>0.3 hp (0.22 kW) – Lever Throttle – 200 Series Collet</b>									
SDG03S25	25000	1.0	0.45	6.25	160	11	5.2	1/4"	Rear
SDG03S25M6	25000	1.0	0.45	6.25	160	11	5.2	6 mm	Rear
<b>0.3 hp (0.22 kW) – Lever Throttle – 300 Series Collet</b>									
SDG03S25S	25000	1.0	0.45	6.25	160	11	5.2	1/4"	Rear
SDG03S25M6S	25000	1.0	0.45	6.25	160	11	5.2	6mm	Rear
<b>0.5 hp (0.37 kW) – Lever Throttle – 200 Series Collet</b>									
SDG05S18	18000	1.2	0.54	7.0	180	23	10.9	1/4"	Rear
SDG05S18M6	18000	1.2	0.54	7.0	180	23	10.9	6 mm	Rear
SDG05S23	23000	1.2	0.54	7.0	180	23	10.9	1/4"	Rear
SDG05S23M6	23000	1.2	0.54	7.0	180	23	10.9	6 mm	Rear
<b>0.5 hp (0.37 kW) – Lever Throttle – 300 Series Collet</b>									
SDG05S18S	18000	1.2	0.54	7.0	180	23	10.9	1/4"	Rear
SDG05S18M6S	18000	1.2	0.54	7.0	180	23	10.9	6mm	Rear
SDG05S23S	23000	1.2	0.54	7.0	180	23	10.9	1/4"	Rear
SDG05S23M6S	23000	1.2	0.54	7.0	180	23	10.9	6mm	Rear
<b>0.7 hp (0.52 kW) – Lever Throttle – 200 Series Collet</b>									
SDG7S18F	18000	1.2	0.6	6.0	150	25	12	1/4"	Front
SDG7S18M6F	18000	1.2	0.6	6.0	150	25	12	6 mm	Front
SDG7S25F	25000	1.2	0.6	6.0	150	25	12	1/4"	Front
SDG7S25M6F	25000	1.2	0.6	6.0	150	25	12	6 mm	Front
<b>0.7 hp (0.52 kW) – Lever Throttle – 300 Series Collet</b>									
SDG7S18FS	18000	1.2	0.6	6.0	150	25	12	1/4"	Front
SDG7S25FS	25000	1.2	0.6	6.0	150	25	12	1/4"	Front
<b>1 hp (0.75 kW) – Lever Throttle – 200 Series Collet</b>									
SDG10S12F	12000	1.7	0.8	7.5	190	30	14	1/4"	Front
SDG10S12M6F	12000	1.7	0.8	7.5	190	30	14	6 mm	Front
SDG10S12R	12000	1.7	0.8	7.5	190	30	14	1/4"	Rear
SDG10S12M6R	12000	1.7	0.8	7.5	190	30	14	6 mm	Rear
SDG10S18F	18000	1.7	0.8	7.5	190	30	14	1/4"	Front
SDG10S18M6F	18000	1.7	0.8	7.5	190	30	14	6 mm	Front
SDG10S18R	18000	1.7	0.8	7.5	190	30	14	1/4"	Rear
SDG10S18M6R	18000	1.7	0.8	7.5	190	30	14	6 mm	Rear
SDG10S25F	25000	1.7	0.8	7.5	190	30	14	1/4"	Front
SDG10S25M6F	25000	1.7	0.8	7.5	190	30	14	6 mm	Front
SDG10S25R	25000	1.7	0.8	7.5	190	30	14	1/4"	Rear
SDG10S25M6R	25000	1.7	0.8	7.5	190	30	14	6 mm	Rear

**General:** Air Inlet Size: 1/4" NPT • Recommended Hose Size: 3/8" (10 mm) • Performance rated @ 90 psig (6.2 bar) air pressure

**Standard Equipment:** Parts List • Safety and Instruction Manual • Collet & Wrenches • Collet Guard (1DS series)

**HIGH TORQUE DIE GRINDERS**

Double Ball Bearing Support On Output Spindle



Offset Gear Box For Increased Torque



**High Torque Die Grinders**



Model Number	Free Speed	Weight		Length		Air Consumption		Collet Size	Exhaust
	rpm	lb	kg	in	mm	scfm	l/s		
<b>1 hp (0.75 kW) – Lever Throttle – High Torque</b>									
SDG10SHT08	8000	2.0	0.90	9.5	240	35	16.5	1/4"	Rear
SDG10SHT08M6	8000	2.0	0.90	9.5	240	35	16.5	6 mm	Rear
SDG10SHT12	12000	2.0	0.90	9.5	240	35	16.5	1/4"	Rear
SDG10SHT12M6	12000	2.0	0.90	9.5	240	35	16.5	6 mm	Rear

**General:**

Air Inlet Size: 1/4" NPT • Recommended Hose Size: 3/8" (10 mm) • Performance rated @ 90 psig (6.2 bar) air pressure

**Standard Equipment:**

Parts List • Safety and Instruction Manual • Collet & Wrenches

**200 SERIES**

Heavy Duty Double Tapered Collet  
Collet Nut    Collet    Collet Body



Part Number	Description
74071	Collet Nut
74072	Collet (1/8")
74073	Collet (3/16")
74074	Collet (1/4")
68030	Collet (3/8")
74075	Collet (3 mm)
74076	Collet (6 mm)
68056	Collet (8 mm)
77057	Collet Body SDG Series
74070	Collet Body (1 HP)
74070KIT	Includes 74070, 74071, 74074

**300 SERIES**

Heavy Duty Double Tapered Collet  
Collet Nut    Collet    Collet Body



Part Number	Description
<b>Collet Sizes</b>	
74128	Collet Nut
74124	Collet (3/32")
74121	Collet (1/8")
74120	Collet (1/4")
74122	Collet (3 mm)
74123	Collet (6 mm)
77505	Collet Body SAS Series
74125	Collet Body SDG Series

**Sioux Swivel**



Part Number	Description
1338-25	1/4" non-regulated air swivel connector with safety pin
1338-38	3/8" non-regulated air swivel connector with safety pin
1338-50	1/2" non-regulated air swivel connector with safety pin
1338FC-25	1/4" regulated air swivel connector with safety pin



**Filter, Regulator, Lubricator Assembly**



Part Number	Inlet & Outlet	Height		Width		Depth		Bracket Spacing	
		in	mm	in	mm	in	mm	in	mm
1670	1/2" NPT	8.9	227	9.8	248	3.9	100	3.3	84

STRAIGHT DIE GRINDERS

Features:

- Lockoff Lever
- Built-in Speed Control

Straight Metal Body Die Grinders



Model Number	Free Speed	Weight		Length		Air Consumption		Collet Size	Exhaust
	rpm	lb	kg	in	mm	scfm	l/s		
<b>1 hp (0.75 kW) – Lever Throttle – Aluminum Housing</b>									
SDGA1S12	12000	1.5	0.7	6.9	175	30	14	1/4"	Front
SDGA1S12M6	12000	1.5	0.7	6.9	175	30	14	6 mm	Front
SDGA1S18	18000	1.5	0.7	6.9	175	30	14	1/4"	Front
SDGA1S18M6	18000	1.5	0.7	6.9	175	30	14	6 mm	Front
SDGA1S25	25000	1.5	0.7	6.9	175	30	14	1/4"	Front
SDGA1S25M6	25000	1.5	0.7	6.9	175	30	14	6 mm	Front
<b>1 hp (0.75 kW) – Lever Throttle – Aluminum Housing with Grip</b>									
SDGA1S12G	12000	1.4	0.6	6.9	175	30	14	1/4"	Front
SDGA1S12M6G	12000	1.4	0.6	6.9	175	30	14	6 mm	Front
SDGA1S18G	18000	1.4	0.6	6.9	175	30	14	1/4"	Front
SDGA1S18M6G	18000	1.4	0.6	6.9	175	30	14	6 mm	Front
SDGA1S25G	25000	1.4	0.6	6.9	175	30	14	1/4"	Front
SDGA1S25M6G	25000	1.4	0.6	6.9	175	30	14	6 mm	Front
<b>1 hp (0.75 kW) – Lever Throttle – Steel Housing</b>									
SDGS1S12	12000	2.2	1.0	6.9	175	30	14	1/4"	Front
SDGS1S12M6	12000	2.2	1.0	6.9	175	30	14	6 mm	Front
SDGS1S18	18000	2.2	1.0	6.9	175	30	14	1/4"	Front
SDGS1S18M6	18000	2.2	1.0	6.9	175	30	14	6 mm	Front
SDGS1S25	25000	2.2	1.0	6.9	175	30	14	1/4"	Front
SDGS1S25M6	25000	2.2	1.0	6.9	175	30	14	6 mm	Front
<b>1 hp (0.75 kW) – Lever Throttle – Steel Housing with Grip</b>									
SDGS1S12G	12000	1.8	0.8	6.9	175	30	14	1/4"	Front
SDGS1S12M6G	12000	1.8	0.8	6.9	175	30	14	6 mm	Front
SDGS1S18G	18000	1.8	0.8	6.9	175	30	14	1/4"	Front
SDGS1S18M6G	18000	1.8	0.8	6.9	175	30	14	6 mm	Front
SDGS1S25G	25000	1.8	0.8	6.9	175	30	14	1/4"	Front
SDGS1S25M6G	25000	1.8	0.8	6.9	175	30	14	6 mm	Front



SDGS1S18




SDGS1S18G


**General:** Air Inlet Size: 1/4" NPT • Recommended Hose Size: 3/8" (10 mm) • Performance rated @ 90 psig (6.2 bar) air pressure  
**Standard Equipment:** Parts List • Safety and Instruction Manual • Collet & Wrenches

Features:

- Heavy duty double tapered collet
- Ergonomic comfort grip
- Teasing throttle for maximum control
- Lever throttle with lock-off
- Ball bearing construction
- Adjustable speed control



SXG05S23



STXG10S23



Extended Die Grinders

Model Number	Free Speed	Weight		Length		Air Consumption		Collet Size	Exhaust
	rpm	lb	kg	in	mm	scfm	l/s		
<b>0.5 hp (0.37 kW) – Lever Throttle – Extended – 200 Series Collet</b>									
SXG05S18	18000	2.1	0.95	11.0	280	23	10.9	1/4"	Rear
SXG05S18M6	18000	2.1	0.95	11.0	280	23	10.9	6 mm	Rear
SXG05S23	23000	2.1	0.95	11.0	280	23	10.9	1/4"	Rear
SXG05S23M6	23000	2.1	0.95	11.0	280	23	10.9	6 mm	Rear
<b>0.5 hp (0.37 kW) – Extended Die Grinder Lever Throttle – 300 Series Collet</b>									
SXG05S18S	18000	2.1	0.95	11.0	280	23	10.9	1/4"	Rear
SXG05S18M6S	18000	2.1	0.95	11.0	280	23	10.9	6mm	Rear
SXG05S23S	23000	2.1	0.95	11.0	280	23	10.9	1/4"	Rear
SXG05S23M6S	23000	2.1	0.95	11.0	280	23	10.9	6mm	Rear
<b>1 hp (0.75 kW) – Lever Throttle – Extended – 200 Series Collet</b>									
STXG10S12	12000	2.2	1.0	12.1	308	30	14	1/4"	Rear
STXG10S12M6	12000	2.2	1.0	12.1	308	30	14	6 mm	Rear
STXG10S18	18000	2.2	1.0	12.1	308	30	14	1/4"	Rear
STXG10S18M6	18000	2.2	1.0	12.1	308	30	14	6 mm	Rear
STXG10S23	23000	2.2	1.0	12.1	308	30	14	1/4"	Rear
STXG10S23M6	23000	2.2	1.0	12.1	308	30	14	6 mm	Rear
<b>1 hp (0.75 kW) – Lever Throttle – Extended – Cone Wheel</b>									
STXG10S18CW	18000	2.2	1.0	12.2	310	30	14	3/8"-24 EXT Thread	Rear

**General:** Air Inlet Size: 1/4" NPT • Recommended Hose Size: 3/8" (10 mm) • Performance rated @ 90 psig (6.2 bar) air pressure  
**Standard Equipment:** Parts List • Safety and Instruction Manual • Collet & Wrenches

RIGHT ANGLE DIE GRINDERS

Features:

- Powerful 5 vane motors deliver high working speeds
- Heavy duty double tapered collet
- Teasing throttle for maximum control
- Lever throttle with lock-off
- Ball bearing construction
- Heavy Duty spiral bevel gearing for durability and smooth operation
- Compact angle head allows access into tight spaces
- Adjustable speed control
- Grease zerck in gear case

Right Angle Die Grinders



Model Number	Free Speed	Weight		Length		Air Consumption		Collet Size	Exhaust
	rpm	lb	kg	in	mm	scfm	l/s		
<b>0.3 hp (0.22 kW) – Lever Throttle – 200 Series Collet</b>									
SAG03S12	12000	1.4	0.6	5.6	140	11	5.2	1/4"	Rear
SAG03S12M6	12000	1.4	0.6	5.6	140	11	5.2	6 mm	Rear
SAG03S20	20000	1.4	0.6	5.6	140	11	5.2	1/4"	Rear
SAG03S20M6	20000	1.4	0.6	5.6	140	11	5.2	6 mm	Rear
<b>0.3 hp (0.22 kW) – Lever Throttle – 300 Series Collet</b>									
SAG03S12S	12000	1.35	0.45	5.6	143	11	5.2	1/4"	Rear
SAG03S12M6S	12000	1.35	0.45	5.6	143	11	5.2	6mm	Rear
SAG03S20S	20000	1.35	0.45	5.6	143	11	5.2	1/4"	Rear
SAG03S20M6S	20000	1.35	0.45	5.6	143	11	5.2	6mm	Rear
<b>0.5 hp (0.37 kW) – Lever Throttle – 200 Series Collet</b>									
SAG05S33	3300	2.2	1.0	8.2	208	23	11	1/4"	Rear
SAG05S54	5400	2.2	1.0	8.2	208	23	11	1/4"	Rear
SAG05S12	12000	1.7	0.77	6.9	175	23	11	1/4"	Rear
SAG05S12M6	12000	1.7	0.77	6.9	175	23	11	6 mm	Rear
SAG05S15	15000	1.7	0.77	6.9	175	23	11	1/4"	Rear
SAG05S15M6	15000	1.7	0.77	6.9	175	23	11	6mm	Rear
SAG05S18	18000	1.7	0.77	6.9	175	23	11	1/4"	Rear
SAG05S18M6	18000	1.7	0.77	6.9	175	23	11	6mm	Rear
SAG05S23	23000	1.6	0.64	6.4	160	23	10.8	1/4"	Rear
SAG05S23M6	23000	1.6	0.64	6.4	160	23	10.8	6 mm	Rear
<b>0.5 hp (0.37 kW) – Lever Throttle – 300 Series Collet</b>									
SAG05S12S	12000	1.65	0.77	6.9	175	23	11	1/4"	Rear
SAG05S12M6S	12000	1.65	0.77	6.9	175	23	11	6 mm	Rear
SAG05S15S	15000	1.65	0.77	6.9	175	23	11	1/4"	Rear
SAG05S15M6S	15000	1.65	0.77	6.9	175	23	11	6mm	Rear
SAG05S18S	18000	1.65	0.77	6.9	175	23	11	1/4"	Rear
SAG05S18M6S	18000	1.65	0.77	6.9	175	23	11	6mm	Rear
SAG05S23S	23000	1.55	0.61	6.4	162	23	10.8	1/4"	Rear
SAG05S23M6S	23000	1.55	0.61	6.4	162	23	10.8	6mm	Rear
<b>0.70 hp (0.52 kW) – Lever Throttle – 200 Series Collet</b>									
SAG7S12	12000	2.0	0.90	6.5	165	25	12	1/4"	Front
SAG7S12M6	12000	2.0	0.90	6.5	165	25	12	6mm	Front
SAG7S15	15000	2.0	0.90	6.5	165	25	12	1/4"	Front
SAG7S15M6	15000	2.0	0.90	6.5	165	25	12	6mm	Front
SAG7S18	18000	2.0	0.90	6.5	165	25	12	1/4"	Front
SAG7S18M6	18000	2.0	0.90	6.5	165	25	12	6mm	Front
<b>1 hp (0.75 kW) – Lever Throttle – 200 Series Collet</b>									
SAG10S12	12000	2.7	1.2	9.0	230	30	14	1/4"	Rear
SAG10S12M6	12000	2.7	1.2	9.0	230	30	14	6 mm	Rear
SAG10S15	15000	2.7	1.2	9.0	230	30	14	1/4"	Rear
SAG10S15M6	15000	2.7	1.2	9.0	230	30	14	6 mm	Rear
SAG10S18	18000	2.7	1.2	9.0	230	30	14	1/4"	Rear
SAG10S18M6	18000	2.7	1.2	9.0	230	30	14	6 mm	Rear

**General:** Air Inlet Size: 1/4" NPT • Recommended Hose Size: 3/8" (10 mm) • Performance rated @ 90 psig (6.2 bar) air pressure  
**Standard Equipment:** Parts List • Safety and Instruction Manual • Collet, Support Handle (1 HP only) & Wrenches



RIGHT ANGLE EXTENDED DIE GRINDERS



**Features:**

- Powerful 5 vane motors deliver high working speeds
- Heavy duty double tapered collet
- Teasing throttle for maximum control
- Lever throttle with lock-off
- Ball bearing construction
- Heavy Duty spiral bevel gearing for durability and smooth operation
- Compact angle head allows access into tight spaces
- Adjustable speed control
- Grease zerk in Angle Head

**Right Angle Extended Die Grinders**



Model Number	Free Speed	Weight		Length		Air Consumption		Collet Size	Exhaust
	rpm	lb	kg	in	mm	scfm	l/s		
<b>0.7 hp (0.52 kW) – Aluminum Housing</b>									
SAG7AX13	13000	2.9	1.3	10.0	254	25	12	1/4"	Front
SAG7AX13M6	13000	2.9	1.3	10.0	254	25	12	6 mm	Front
SAG7AX16	16000	2.9	1.3	10.0	254	25	12	1/4"	Front
SAG7AX16M6	16000	2.9	1.3	10.0	254	25	12	6 mm	Front
SAG7AX20	20000	2.9	1.3	10.0	254	25	12	1/4"	Front
SAG7AX20M6	20000	2.9	1.3	10.0	254	25	12	6 mm	Front
<b>1 hp (0.75 kW) – Composite Comfort Housing</b>									
SAG10AX12	12000	3.20	1.45	11.25	286	30	14.2	1/4"	Rear
SAG10AX12M6	12000	3.20	1.45	11.25	286	30	14.2	6mm	Rear
SAG10AX15	15000	3.20	1.45	11.25	286	30	14.2	1/4"	Rear
SAG10AX15M6	15000	3.20	1.45	11.25	286	30	14.2	6mm	Rear
SAG10AX18	18000	3.20	1.45	11.25	286	30	14.2	1/4"	Rear
SAG10AX18M6	18000	3.20	1.45	11.25	286	30	14.2	6mm	Rear
<b>1 hp (0.75 kW) – Aluminum Housing</b>									
SAGA1AX12	12000	3.2	1.5	10.5	267	30	14.2	1/4"	Front
SAGA1AX12M6	12000	3.2	1.5	10.5	267	30	14.2	6mm	Front
SAGA1AX18	18000	3.2	1.5	10.5	267	30	14.2	1/4"	Front
SAGA1AX18M6	18000	3.2	1.5	10.5	267	30	14.2	6mm	Front
<b>1 hp (0.75 kW) – Aluminum Housing with Grip</b>									
SAGA1AX12G	12000	2.9	1.3	10.5	267	30	14.2	1/4"	Front
SAGA1AX12M6G	12000	2.9	1.3	10.5	267	30	14.2	6mm	Front
SAGA1AX18G	18000	2.9	1.3	10.5	267	30	14.2	1/4"	Front
SAGA1AX18M6G	18000	2.9	1.3	10.5	267	30	14.2	6mm	Front

**General:** Air Inlet Size: 1/4" NPT • Recommended Hose Size: 3/8" (10 mm) • Performance rated @ 90 psig (6.2 bar) air pressure

**Standard Equipment:** Parts List • Safety and Instruction Manual • Collet • Support Handle • Wrenches





RIGHT ANGLE TYPE 27 WHEEL GRINDERS



SWG7AX1345



SWG10AXL124



SWG10AX124



SWG10SX1245



SWGS1AX124

Features:

- Full 1 hp, 5 vane air motor maintains power under load
- Ergonomic comfort grip
- Ball bearing construction
- Teasing throttle for maximum control
- Rotatable guard
- 4 position indexable angle head
- Lever throttle with lock-off
- Grease zerk in Angle Head



SWGS1AX124G

Right Angle Type 27 Wheel Grinders



Model Number	Free Speed	Wheel Capacity		Weight		Length		Air Consumption		Spindle Thread	Exhaust
	rpm	In	mm	lb	kg	in	mm	scfm	l/s		
<b>0.7 hp (0.52 kW) – Aluminum Housing</b>											
SWG7AX134	13300	4.0	100	3.5	1.6	10.0	254	25	12	3/8" - 24	Front
SWG7AX1345	13300	4.5	115	3.5	1.6	10.0	254	25	12	5/8" - 11	Front
SWG7AX203	20000	3.0	75	3.5	1.6	10.0	254	25	12	3/8" - 24	Front
<b>1 hp (0.75 kW) – Comfort Grip</b>											
SWG10AX124	12000	4.0	100	3.6	1.63	11.25	285	35	17	3/8" - 24	Rear
SWG10AXL124	12000	4.0	100	3.5	1.59	11.25	285	35	17	3/8" - 24	Rear
SWG10AX1245	12000	4.5	115	3.7	1.68	11.25	285	35	17	5/8" - 11	Rear
SWG10AX125	12000	5.0	125	3.8	1.72	11.25	285	35	17	5/8" - 11	Rear
<b>1 hp (0.75 kW) – Heavy Duty Angle Head – Comfort Grip</b>											
SWG10SX124	12000	4.0	100	4.2	1.9	11.7	300	35	17	3/8"-24	Rear
SWG10SX1245	12000	4.5	115	4.3	2.0	11.7	300	35	17	5/8"-11	Rear
SWG10SX125	12000	5.0	125	4.3	2.0	11.7	300	35	17	5/8"-11	Rear
<b>1 hp (0.75 kW) – Aluminum Housing</b>											
SWGA1AX124	12000	4.0	100	3.3	1.5	10.5	267	35	17	3/8" - 24	Front
SWGA1AX1245	12000	4.5	115	3.4	1.5	10.5	267	35	17	5/8" - 11	Front
<b>1 hp (0.75 kW) – Aluminum Housing with Grip</b>											
SWGA1AX124G	12000	4.0	100	3.2	1.5	10.5	267	35	17	3/8" - 24	Front
SWGA1AX1245G	12000	4.5	115	3.3	1.5	10.5	267	35	17	5/8" - 11	Front
<b>1 hp (0.75 kW) – Steel Housing</b>											
SWGS1AX124	12000	4.0	100	3.9	1.8	10.5	267	35	17	3/8" - 24	Front
SWGS1AX1245	12000	4.5	115	4.0	1.8	10.5	267	35	17	5/8" - 11	Front
<b>1 hp (0.75 kW) – Steel Housing with Grip</b>											
SWGS1AX124G	12000	4.0	100	3.7	1.7	10.5	267	35	17	3/8" - 24	Front
SWGS1AX1245G	12000	4.5	115	3.8	1.7	10.5	267	35	17	5/8" - 11	Front

**General: 0.7 hp models:** Air Inlet Size: 1/4" NPT • Recommended Hose Size: 3/8" (10 mm) • Performance rated @ 90 psig (6.2 bar) air pressure

**1 hp models:** Air Inlet Size: 3/8" NPT • Recommended Hose Size: 3/8" (10 mm) • Performance rated @ 90 psig (6.2 bar) air pressure

**Standard Equipment:** Parts List • Safety and Instruction Manual • Spindle Wrenches • Wheel Guard • Support Handle • Mounting Flange & Nut • Grinding Wheel

SIoux TOOLS PRODUCT BROCHURE | **ABRASIVE**  
**RIGHT ANGLE TYPE 27 WHEEL GRINDERS**



**Performance:**

Power: 1.2 hp (0.9 kW) – 2.2 hp (1.6 kW)  
 Speed: 6,000 rpm – 12,000 rpm  
 Wheel Capacity: 4.5" (115 mm) –  
 7" (175 mm) diameter

**Features:**

Governed  
 Lockoff Lever Throttle  
 Side Exhaust

**Right Angle Type 27 Wheel Grinders**



Model Number	Free Speed	Wheel Capacity		Weight		Length		Air Consumption Under Load		Air Consumption Free Speed		Spindle Thread
	rpm	in	mm	lb	kg	in	mm	scfm	l/s	scfm	l/s	
<b>1.2 hp (0.9 kW) – Governed Speed</b>												
1285L <sup>1</sup>	6000	7.0	180	6.8	3.1	12.4	315	43	20	22	10	5/8"-11
<b>1.6 hp (1.2 kW) – Governed Speed</b>												
AG16D1245	12000	4.5	115	4.3	1.9	11.0	280	53	25	40	19	5/8"-11
AG16D125	12000	5.0	125	4.4	2.0	11.0	280	53	25	40	19	5/8"-11
AG16D106	10000	6.0	150	4.6	2.1	11.0	280	53	25	40	19	5/8"-11
<b>2.2 hp (1.6 kW) – Governed Speed</b>												
AG22D847	8400	7.0	175	6.1	2.8	12.4	315	60	28	45	21	5/8"-11

<sup>1</sup>Not CE Certified

**General:** Air Inlet Size: 1/4" NPT (1285L); 3/8" NPT (AG) • Recommended Hose Size: 3/8" (10 mm) (1285L); 1/2" (13mm) (AG)  
 Performance rated @ 90 psig (6.2 bar) air pressure

**Standard Equipment:** Parts List • Safety and Instruction Manual • Spindle Wrenches • Wheel Guard • Support Handle • Mounting Flange & Nut



VERTICAL WHEEL GRINDERS



1291



VG40D609



VG40D807



VG40C606



VG50D807



VG50D609



VG50C606

Features:

- Governed & Non-Governed
- Lockoff Lever & Thumb Throttle
- Side Exhaust
- 5/8"-11 Spindle Thread
- 2-Stage Throttle (VG Series)

Vertical Wheel Grinders



Model Number	Free Speed	Pad Diameter		Weight		Height		Air Consumption Under Load		Air Consumption Free Speed		
	rpm	in	mm	lb	kg	in	mm	scfm	l/s	scfm	l/s	
<b>1.2 hp (0.9 kW) – Type 27 – Non-Governed Speed – Thumb Throttle</b>												
1291	5000	7.0	175	5.0	2.3	7.2	183	N/A	N/A	38	18	
<b>1.2 hp (0.9 kW) – Type 27 – Non-Governed Speed – Lever Throttle</b>												
1291L	6000	7.0	175	5.0	2.3	7.2	183	N/A	N/A	38	18	
<b>4 hp (2.9 kW) – Type 27 – Governed Speed</b>												
VG40D607	6000	7.0	175	9.4	4.3	7.7	195	70	33	40	19	
VG40D807	8000	7.0	175	9.4	4.3	7.7	195	70	33	40	19	
VG40D609	6000	9.0	230	10.4	4.7	7.7	195	70	33	40	19	
<b>5 hp (3.7 kW) – Type 27 – Governed Speed</b>												
VG50D607	6000	7.0	175	11.2	5.1	8.4	215	96	45	55	26	
VG50D807	8000	7.0	175	11.2	5.1	8.4	215	96	45	55	26	
VG50D609	6000	9.0	230	12.2	5.5	8.4	215	96	45	55	26	
<b>4 hp (2.9 kW) – Type 6 &amp; 11 – Governed Speed</b>												
VG40C606	6000	6.0	150	10.5	4.8	8.0	205	70	33	40	19	
<b>5 hp (3.7 kW) – Type 6 &amp; 11 – Governed Speed</b>												
VG50C606	6000	6.0	150	12.3	5.6	8.7	220	96	45	55	26	

**General:** Air Inlet Size: 1/2" NPT • Recommended Hose Size: 3/8" (10 mm) (1291, 1291L); 3/4" (19 mm) (VG Series) • Performance rated @ 90 psig (6.2 bar) air pressure  
**Standard Equipment:** Parts List • Safety and Instruction Manual • Spindle Wrenches • Wheel Guard • Mounting Flange & Nut • Grinding Wheel (1291, 1291L)

CUTOFF TOOLS (TYPE 1)

Features:

- Full 1 hp air motor maintains power under load
- Aluminum reinforced housing with comfort grip
- Ball bearing construction
- Teasing throttle for maximum control
- 360 degree rotatable guard
- Adjustable speed control



SCO10S253F



SCO10S204R 

Panel and Cutoff Saw

Model Number	Blade Diameter		Depth of Cut		Free Speed rpm	Weight		Length		Air Consumption		Exhaust
	in	mm	in	mm		lb	kg	in	mm	scfm	l/s	
<b>1 hp (0.75 kW) – Cutoff Tool – Inline – Lockoff lever Start</b>												
SCO10S184F	4.0	100	1.1	28	18000	2.0	0.9	8.3	210	30	14	Front
SCO10S184R	4.0	100	1.1	28	18000	2.0	0.9	8.3	210	30	14	Rear
SCO10S204F	4.0	100	1.1	28	20000	2.0	0.9	8.3	210	30	14	Front
SCO10S204R	4.0	100	1.1	28	20000	2.0	0.9	8.3	210	30	14	Rear
SCO10S253F	3.0	76	1.0	25	25000	2.0	0.9	8.3	210	30	14	Front
SCO10S253R	3.0	76	1.0	25	25000	2.0	0.9	8.3	210	30	14	Rear

**General:** Air Inlet Size: 1/4" NPT • Recommended Hose Size: 3/8" (10 mm) • Performance rated @ 90 psig (6.2 bar) air pressure  
**Standard Equipment:** Parts List • Safety and Instruction Manual • 1 Blade • Spindle Wrenches & Guard

ANGLE CUTOFF TOOLS (TYPE 1)

Features:

- Heavy duty spiral bevel gearing for durability and smooth operation
- 4 position indexable angle head
- 360 degree rotatable guard
- Grease zerk in angle head



Heavy Duty Spiral Bevel Gears



SCO10A106

Angle Cutoff Tool

Model Number	Blade Diameter		Depth of Cut		Free Speed rpm	Weight		Length		Air Consumption		Spindle Thread	Exhaust
	in	mm	in	mm		lb	kg	in	mm	scfm	l/s		
SCO7A184	4.0	100	1.2	30	18000	2.5	1.4	6.4	163	25	12	3/8"-24	Front
SCO10A106	6.0	150	2.0	51	10000	3.7	1.7	8.75	220	35	17	5/8"-11	Rear
SCO10A125	5.0	125	1.5	38	12000	3.5	1.6	8.75	220	35	17	5/8"-11	Rear
SCO10A184	4.0	100	1.2	30	18000	2.5	1.4	7.75	195	35	17	3/8"-24	Rear
SCO10AXL124	4.0	100	1.0	25	12000	3.6	1.6	11.25	285	35	17	3/8"-24	Rear

**General:** Air Inlet Size: 1/4" NPT • Recommended Hose Size: 3/8" (10 mm) • Performance rated @ 90 psig (6.2 bar) air pressure  
**Standard Equipment:** Parts List • Safety and Instruction Manual • 1 Blade • Spindle Wrenches & Guard

PISTOL GRIP SANDERS

Features:

- Trigger Start
- Down-Handle Exhaust
- Comfort Grip



SDG10P18



SPS10P18

Pistol Grip Sanders

Model Number	Free Speed	Weight		Length		Air Consumption	
	rpm	lb	kg	in	mm	scfm	l/s
<b>1 hp (0.75 kW) – 5" (125 mm) Sanding Discs with 7/8" Hole</b>							
SPS10P6	6000	2.0	0.8	4.9	115	35	17
SPS10P18	18000	1.7	0.8	4.5	115	35	17
<b>1 hp (0.75 kW) – 1/4" Collet</b>							
SDG10P18	18000	1.7	0.8	5.8	145	35	17
SDG10P21	21000	1.7	0.8	5.8	145	35	17

**General:** Air Inlet Size: 1/4" NPT • Recommended Hose Size: 3/8" (10 mm) • Performance rated @ 90 psig (6.2 bar) air pressure  
**Standard Equipment:** Parts List • Safety and Instruction Manual • Comfort Grip • Backing Pad (SPS only)

**RIGHT ANGLE AND VERTICAL SANDERS**



300 Series Collet



SAS03S122-20



SAS05S122-20



SAG05S33

**Features:**

- Lockoff Lever Throttle
- Rear Exhaust
- Comfort Grip



77016 Threaded Arbor



SAS05S232-20



SAS10A182-20

**Right Angle Disc Sanders**



Model Number	Free Speed	Weight		Length		Air Consumption		Spindle Thread
	rpm	lb	kg	in	mm	scfm	l/s	
<b>0.3 hp (0.22 kW) – 1/4"-20 Internal Thread</b>								
SAS03S122-20	12000	1.1	0.5	5.6	143	11	5.2	1/4"-20
SAS03S202-20	20000	1.1	0.5	5.6	143	11	5.2	1/4"-20
<b>0.5 hp (0.37 kW) – 1/4"-20 Internal Thread</b>								
SAS05S122-20	12000	1.6	0.73	6.9	175	23	11	1/4"-20
SAS05S152-20	15000	1.6	0.73	6.9	175	23	11	1/4"-20
SAS05S182-20	18000	1.6	0.73	6.9	175	23	11	1/4"-20
SAS05S232-20	23000	1.5	0.59	6.4	143	23	11	1/4"-20
<b>0.5 hp (0.37 kW) – 200 Series Collet</b>								
SAG05S33	3300	2.2	1.0	8.2	208	23	11	N/A
SAG05S54	5400	2.2	1.0	8.2	208	23	11	N/A
<b>1 hp (0.75 kW) – 1/4"-20 Internal Thread</b>								
SAS10A122-20	12000	2.15	0.98	7.5	190	30	14	1/4"-20
SAS10A152-20	15000	2.15	0.98	7.5	190	30	14	1/4"-20
SAS10A182-20	18000	2.15	0.98	7.5	190	30	14	1/4"-20

**General:** Air Inlet Size: 1/4" NPT • Recommended Hose Size: 3/8" (10 mm) • Performance rated @ 90 psig (6.2 bar) air pressure

**Standard Equipment:** Parts List • Safety and Instruction Manual • Support Handle (1 hp Models) • Spindle Wrenches • 1/4"-20 Threaded Arbor • Backing Pad & Nut

**VERTICAL SANDERS**



1290



VS40S609



1290L



VS40S807

**Features:**

- Governed & Non-Governed
- Lever & Thumb Throttle
- Side Exhaust
- 2-Stage Throttle (VS Series)

**Vertical Sanders**



Model Number	Free Speed	Pad Diameter		Weight		Length		Air Consumption Under Load		Air Consumption Free Speed		Spindle Thread
	rpm	in	mm	lb	kg	in	mm	scfm	l/s	scfm	l/s	
<b>1.2 hp (0.9 kW) – Non-Governed – Thumb Throttle</b>												
1290	5000	7.0	175	4.1	1.9	7.2	183	N/A	N/A	38	18	5/8"-11
<b>1.2 hp (0.9 kW) – Non-Governed – Safety Lever Throttle</b>												
1290L	6000	7.0	175	4.1	1.9	7.2	183	N/A	N/A	38	18	5/8"-11
<b>4 hp (2.9 kW) – Vertical Sanders – Governed Speed Control</b>												
VS40S607	6000	7.0	175	7.9	3.6	6.8	175	70	33	40	19	5/8"-11
VS40S807	8000	7.0	175	7.9	3.6	6.8	175	70	33	40	19	5/8"-11
VS40S609	6000	9.0	230	7.9	3.6	6.8	175	70	33	40	19	5/8"-11

**General:** Air Inlet Size: 1/4" NPT (1290, 1290L); 1/2" NPT (VS Series) • Recommended Hose Size: 3/8" (10 mm) (1290, 1290L) 3/4" (19 mm) (VS Series) Performance rated @ 90 psig (6.2 bar) air pressure

**Standard Equipment:** Parts List • Safety and Instruction Manual • Spindle Wrenches • Backing Pad & Nut

RIGHT ANGLE SANDERS



SAS10A324



SASG10SX807N



SAS10SX125



SAS10S125



1287L



AS16S125



AS22S847

Features:

- Governed & Non-Governed
- Lockoff Lever Throttle
- Rear Exhaust on SAS Series

Right Angle Sanders – External Thread Spindle



Model Number	Free Speed		Pad Diameter		Weight		Length		Air Consumption Under Load		Air Consumption Free Speed		Spindle Thread
	rpm		in	mm	lb	kg	in	mm	scfm	l/s	scfm	l/s	
<b>1 hp (0.75 kW) – Medium Duty Head – Non-Governed Speed</b>													
SAS10A324	3200		5.0	125	2.8	1.3	9.25	235	N/A	N/A	35	17	3/8"-24
SAS10A607	6000		7.0	175	2.9	1.3	9.2	234	N/A	N/A	35	17	5/8"-11
SAS10A125	12000		5.0	125	2.2	1.0	7.75	134	N/A	N/A	35	17	5/8"-11
SAS10AX125	12000		5.0	125	3.2	1.45	11.25	285	N/A	N/A	35	17	5/8"-11
<b>1 hp (0.75 kW) – Heavy Duty Head – Non-Governed Speed</b>													
SAS10S905	9000		5.0	125	3.5	1.6	8.3	211	N/A	N/A	35	17	5/8"-11
SAS10S125	12000		5.0	125	2.6	1.2	8.3	210	N/A	N/A	35	17	5/8"-11
SASG10SX807N	8000		7.0	175	4.4	2.0	11.7	300	N/A	N/A	35	17	5/8"-11
SAS10SX125	12000		5.0	125	3.6	1.6	11.7	300	N/A	N/A	35	17	5/8"-11
<b>1.2 hp (0.9 kW) – Governed Speed Control</b>													
1287L <sup>1</sup>	6000		7.0	175	5.9	2.7	11.3	287	43	20	22	10	5/8"-11
<b>1.6 hp (1.2 kW) – Governed Speed Control</b>													
AS16S125	12000		5	125	3.8	1.7	11.0	280	41	19	33	16	5/8"-11
AS16S847	8400		7	175	3.8	1.7	11.0	280	41	19	33	16	N/A
<b>1.6 hp (1.2 kW) Angle Sander with Guard</b>													
AS16SG847	8400		7	175	4.5	2.0	11.0	280	41	19	33	16	N/A
<b>2.2 hp (1.6 kW) – Governed Speed Control</b>													
AS22S847	8400		7	175	6.1	2.8	3.2	80	60	28	45	21	5/8"-11

<sup>1</sup>Not CE certified.

**General:** Air Inlet Size: 1/4" NPT (1287L); 3/8" NPT (AS) • Recommended Hose Size: 3/8" (10 mm) (1287L); 1/2" (13mm) (AS)

Performance rated @ 90 psig (6.2 bar) air pressure

**Standard Equipment:** Parts List • Safety and Instruction Manual • Support Handle • Spindle Wrenches • Backing Pad & Nut (except SASG10SX807N)

# A Complete Metal Working Tool Program to Handle Any Application

Industrial Die Grinders	0.3 hp	0.5 hp	0.7 hp	1.0 hp	High Torque, Low RPM
• Straight					
• Angle					
• Extended					
• High Torque					

Industrial 1.0 hp	Wheel Grinders	Cutoff Tools	Sanders	Polishers
• Wheel Grinders				
• Cutoff Tools				
• Sanders				
• Polishers				

Governed Right Angle	1.2 hp	1.6 hp	2.2 hp
• Wheel Grinders			
• Sanders			
• Polishers			

Vertical	1.2 hp	4.0 hp & 5.0 hp
• Wheel Grinders		
• Sanders		
• Polishers		

## Abrasive Safety

Grinders can cause flying particles. Proper eye protection must be worn at all times by tools user and bystanders.

Under improper use and wear, Air Grinders can cause serious injury and death. The following instructions are important and should be followed explicitly but cannot cover all contingencies. Good judgment is always required.

Using a Grinder without a guard can cause injury. The grinder is to be operated with an appropriate guard at all times when a grinding wheel is used. Replace a damaged guard. The guard is to be the proper one for the wheel being used.

Damaged Grinding Wheels can explode. Check the wheel for damage before mounting, such as chips and cracks. Handle wheels carefully to avoid dropping or bumping. Protect wheels from extremes of temperature and humidity. Check wheels immediately after any unusual occurrence that may damage wheels.

Over Speeding Wheels can explode. Check the speed rating of the accessory or the speed printed on the wheel. This speed must be greater than the name plate speed of the grinder / sander and the actual speed of the grinder / sander as measured with a tachometer.

Unsecured work can move violently when grinding. Secure work; use clamps or vise to hold work.

Grinders may coast for a short time after the trigger is released. Be sure tool has come to a complete stop before setting it aside.

Grinding wheels that malfunction or spin off can cause injury. Be certain that all wheels, flanges, nuts and related equipment are in good shape, the proper ones for the type and size of wheel being used, and are securely fastened.

Exploding wheels can cause injury or death. If the normal sound of the grinder changes, or if it vibrates excessively, shut it off immediately, remove the wheel, and check speed with tachometer.

Unexpected starts can cause injury. Be sure actuator is off before hooking up air.

Breathing grinding dust can cause injury. Do not breathe grinding dust. Use approved mask.

Explosions and fire can cause injury. Only grind metals if the area is free of combustible or explosive materials or vapors.

Contact with rotating grinding wheels can cause injury. Keep hands and other body parts away from grinding wheels and sanding pads and disks to prevent cutting or pinching. Wear protective clothing and gloves to protect hands.

Tools starting unexpectedly can cause injury. Always remove tool from air supply and activate trigger to bleed air line before making any adjustments, changing accessories, or doing any maintenance or service on the tool.

Flying grinding wheels or accessories can cause injury. Tighten collet securely. Match wheel or accessory shaft diameter to chuck or collet.

Exploding or flying parts can cause injury. Do not use cutoff wheels or router bits with die grinders.

**siouxtools.com**



250 Snap-on Drive  
P.O. Box 1596  
Murphy, North Carolina USA 28906  
PH: 828.835.9765  
FAX: 828.835.9685  
TOLL FREE: 866.259.7291  
TOLL FREE FAX: 800.722.7236

Belgium  
Tel.: 32 (0)14 23 19 67  
Fax: 32 (0)14 23 26 27  
Email: Industrial.be@snapon.com

Netherlands  
Tel.: 31 (0)88 0104000  
Fax: 31 (0)88 0104010  
Email: Industrial.nl@snapon.com

Latin America  
Tel.: 786-254-7765  
Fax: 786-534-9350  
e-mail: latinamerica.caribbean@snapon.com

Germany  
Tel.: 49 2104 9509-0  
Fax: 49 2104 9509-99  
e-mail: indus.germany@snapon.com

Italy  
Tel.: 00 39 02 66 04 53 70  
Fax: 00 39 02 61 29 78 15  
e-mail: indus.italia@snapon.com

United Kingdom  
Tel.: 44 (0) 1536-413904  
Fax: 44 (0) 1536-413874  
e-mail: industrialuk@snapon.com

Asia  
Tel.: 65-6451-5570  
Fax: 65-6451-5574  
e-mail: esales.sg@snapon.com

Australia  
Tel.: 61 2 9837 9100  
Fax: 61 2 9624 2578  
e-mail:  
SOTA.customerservice@snapon.com